

First Time Login Guide with Mobile Token Activation

1.0 Getting started:	2
1.1 For Mobile Token users	2
1.1 First Time Login via Mobile Token	2
1.2 Mobile Token Activation	4

First Time Login Guide with Mobile Token Activation

1.0 Getting started:


- Ensure that you have your BizChannel@CIMB Company ID, User ID and password readily available.
- This Mobile app is available for iPhone that runs on iOS 10 and above or Android based smartphones and devices that runs on Android 7.0 and above. Do ensure the minimal requirements are updated as and when needed for software update.
- For security reasons, our Mobile Banking application is not compatible with devices that has been rooted or jailbroken.

1.1 For Mobile Token users

- Download and install BizChannel@CIMB mobile app from Google Play or Apple App Store.
- To perform First Time Login and activate your Mobile Token, you will need to download BizChannel@CIMB Mobile App and Login BizChannel Website, www.cimb-bizchannel.com.my.
- Ensure that you have your BizChannel@CIMB username and password readily available. You can refer to an email titled BizChannel@CIMB Login Details from the Bank prior to activation of your mobile token.

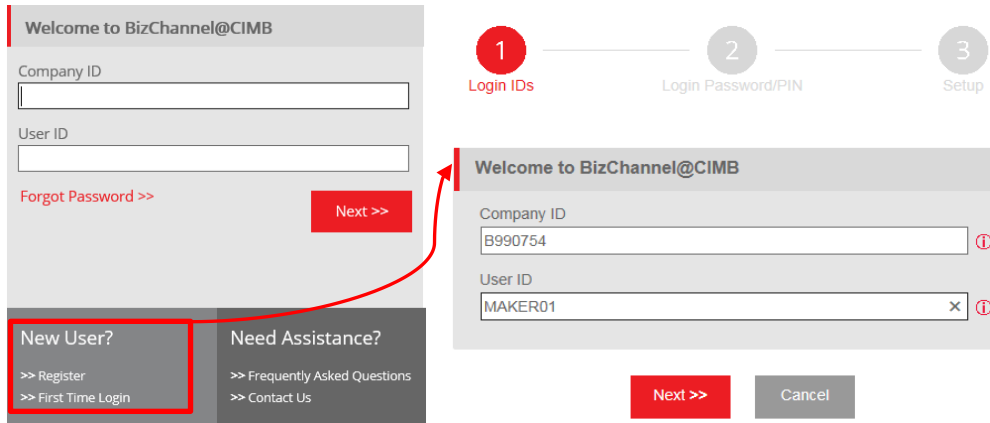
1.1 First Time Login via Mobile Token

- Step 1: Go to www.cimb-bizchannel.com.my and 'Login'

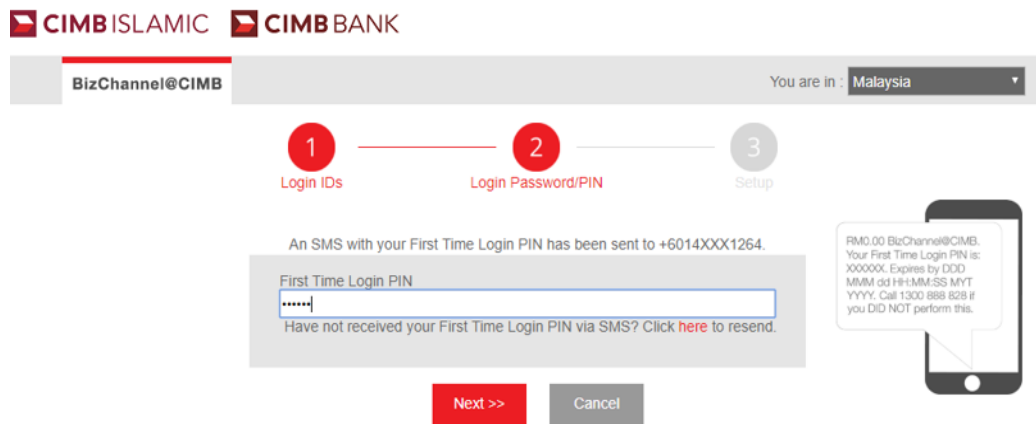


First Time Login Guide with Mobile Token Activation

- Step 2: Select 'First Time Login' under New User and enter first time login details from 1st email 'BizChannel @CIMB Login Details' and click 'Next'.



- Step 3: Enter 'First Time Login PIN' sent via SMS to registered mobile number and click 'Next'.

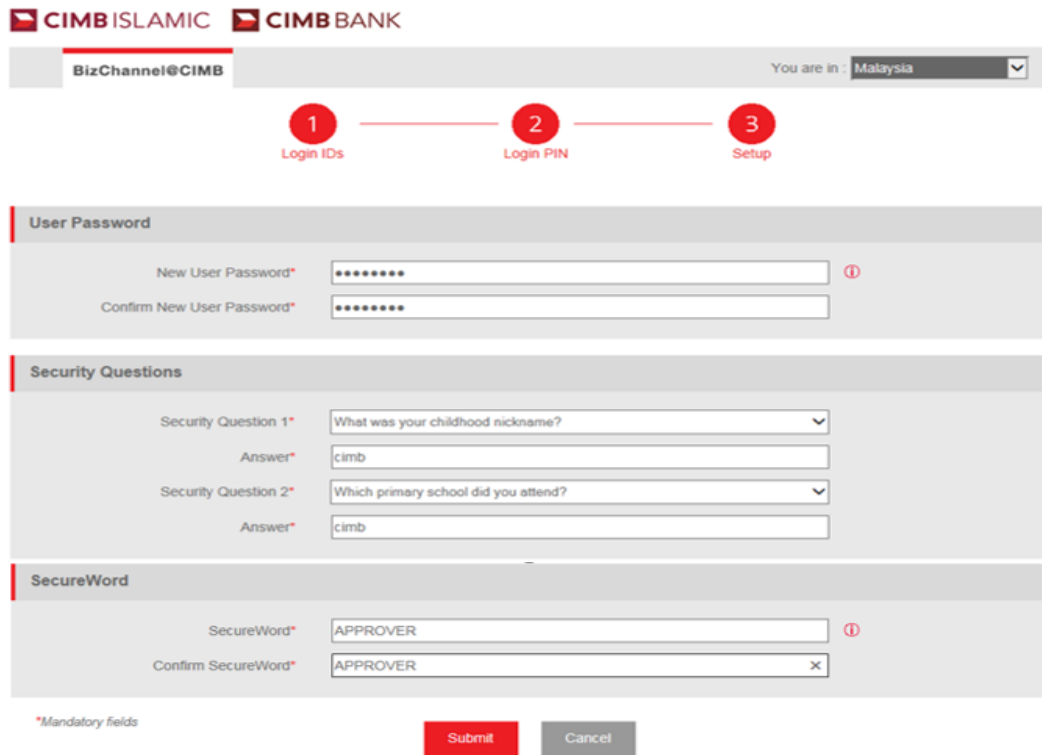


- Step 4: Complete the setup page and click 'Submit'.

Notes:

First Time Login Guide with Mobile Token Activation

- Password must be 8-10 alphanumeric characters, no special characters.
- SecureWord must be 4-10 characters, without space or any special character.



CIMB ISLAMIC **CIMB BANK**

BizChannel@CIMB You are in: Malaysia

1 Login IDs — 2 Login PIN — 3 Setup

User Password

New User Password* [password field] ⓘ

Confirm New User Password* [password field]

Security Questions

Security Question 1* [What was your childhood nickname?] ▾

Answer* [cimb]

Security Question 2* [Which primary school did you attend?] ▾

Answer* [cimb]

SecureWord

SecureWord* [APPROVER] ⓘ


Confirm SecureWord* [APPROVER] x

*Mandatory fields

Submit Cancel

1.2 Mobile Token Activation

- To activate your Mobile Token, you will need to download BizChannel@CIMB Mobile App and Login BizChannel@CIMB Website, www.cimb-bizchannel.com.my.
- Follow steps shown on the website




CIMB ISLAMIC **CIMB BANK**

BizChannel@CIMB You are in: Malaysia

Mobile Token Activation

Launch **BizChannel@CIMB** App and tap on "Add Token Account" to scan QR code below.
*Please do not close or refresh the browser until your mobile activation has completed.




Time Remaining : 59 Seconds

If you have not installed the **BizChannel@CIMB** App, please download the app from Apple App Store or Google Playstore.

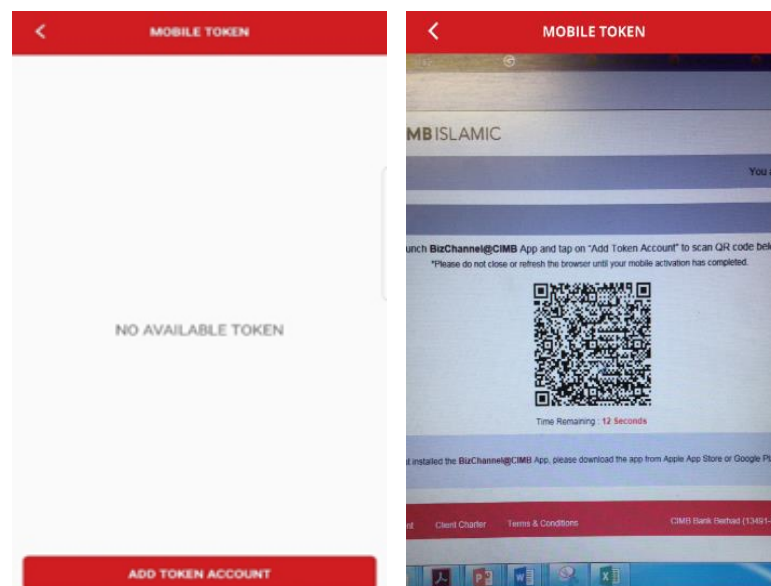
- Step 1: Launch BizChannel@CIMB Mobile App.
- Step 2: Slide for Mobile Token.

First Time Login Guide with Mobile Token Activation

- Step 3: Click "Next".




- Step 4: Click "Add Token Account".
- Step 5: Use your mobile device to scan QR Code from BizChannel@CIMB Website within 60 seconds to avoid expiry of QR Code



- *Note: If QR code expired after 60 seconds, please "Click to Reload QR Code" on BizChannel@CIMB Website to reload QR Code.*

First Time Login Guide with Mobile Token Activation



CIMB BANK **CIMB ISLAMIC**

BizChannel@CIMB You are in: Malaysia

Mobile Token Activation

Launch **BizChannel@CIMB** App and tap on "Add Token Account" to scan QR code below.
*Please do not close or refresh the browser until your mobile activation has completed.

Click to Reload QR Code

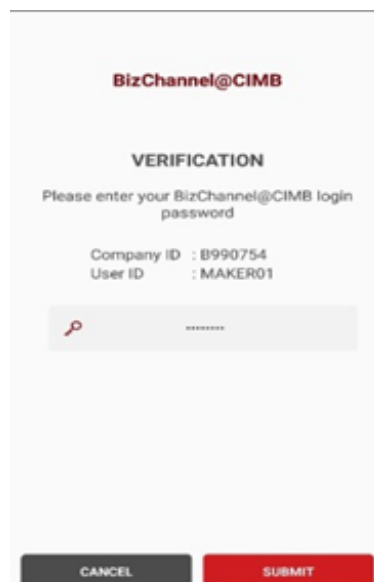
Time Remaining : 0 Seconds

If you have not installed the **BizChannel@CIMB** App, please download the app from Apple App Store or Google Playstore.

Privacy Policy Security Arrangement Client Charter Terms & Conditions

All rights reserved. Copyright © 2020
CIMB Bank Berhad (13491-P) CIMB Islamic Bank Berhad (671380-H)

- Step 6: Enter your existing BizChannel@CIMB Login password and tap '**Submit**'.



BizChannel@CIMB

VERIFICATION

Please enter your BizChannel@CIMB login password

Company ID : B990754
User ID : MAKER01

CANCEL SUBMIT

- Step 7: To agree with term & conditions.

First Time Login Guide with Mobile Token Activation

